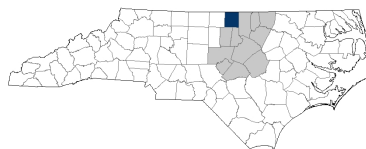


Person County

2030 NC Degree Attainment Goal: 2 million (67%)
2030 Proposed Person County Attainment Goal: 5,871 (56%)



Raleigh-Durham
 Prosperity Zone Sub-Region
Peer County Type: Rural Metro
Local Education Agencies: 1
Charter Schools: 2

Population Spotlight

2010 Census: 39,464
 2020 Census: 39,097
 Change: -367

Growth Rate

-0.9% vs. **9.5%**
 County State

\$58,991
 Median Household Income (2020)

33.2%
 Child Poverty Rate (2020)

86%
 Households with Broadband (2020)

78%
 Home Owners (2020)

77%
 Voter Registration Rate (2021)

5.0%
 Unemployment Rate (2021)

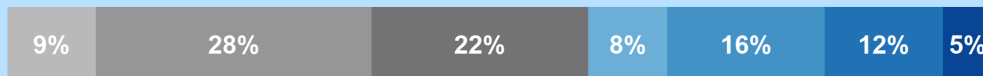
Educational Attainment

Person County residents ages 25-44, 2020

Less than high school High school graduate (including GED) Some college, no credential Short-term credential Associate degree Bachelor's degree Graduate or professional degree

No Degree
59.1%
 5,325

Have Degree or Credential
40.9%
 3,680



Note: Numbers may add to more than 100% due to rounding

Top Opportunities for Growth

These three areas represent the biggest opportunities for Person County to improve future attainment outcomes.



Postsecondary Completion

48% of Person County high school graduates who enroll in postsecondary earn a degree or credential within 6 years, below the rural metro county average of 57%.



Transition to Postsecondary

42% of Person County seniors enroll in postsecondary within 12 months of graduation, below the rural metro county average of 49%.



Adult Learners

22% of Person County adults 25-44 have some college, no degree, above the rural metro county average of 17%.

Impact of Covid-19 on Education Pipeline

Covid-19 has affected critical transition points along the education continuum.

K-12 Enrollment (district schools)
-0.7% 2021-22 vs. 2019-20

Postsecondary Enrollment
-21.6% 2021 vs. 2020

FAFSA Completion
-3.0% 2021-22 vs. 2018-19

Postsecondary Intentions
-2.9% 2020-21 vs. 2018-19

Data Disruptions

- College-and-Career-Ready in Reading
- College-and-Career-Ready in Math
- Chronic Absenteeism



ncdemography.org

How students in Person County traditional schools are currently doing:

To meet state goals, each year Person County needs:

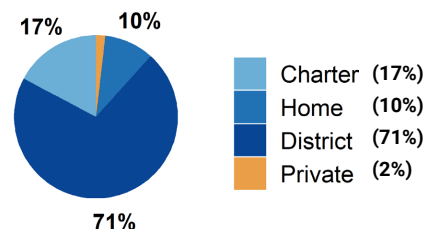
- 39** more eligible 4-year-olds **enrolled in NC Pre-K** program (goal: 75% vs. 58%). 2022
- 980** more 3-8 graders earning college-and-career-ready scores (level 4 or 5) in **reading** (goal: 73% vs. 24%). 2022
- 1,161** more 3-8 graders earning college-and-career-ready scores (level 4 or 5) in **math** (goal: 87% vs. 28%). 2022
- 43** more 9th graders to **graduate within four years** (goal: 95% vs. 84%). 2021
- 694** more students to **attend school regularly** (goal: 11% chronic absenteeism vs. 27%). 2021

Person County has a **student-to-school counselor ratio** of 351:1 versus 362:1 in peer counties. 2021

School Choice

6,021 total students were enrolled in K-12 in Person County in the 2021-22 school year.

Note: This profile focuses on outcomes of students enrolled in district schools.



Career and College Preparation

67 high school students took at least one **AP course** (5%) versus 9% in peer counties (2021).

158 graduates participated in **Career & College Promise** programs (57%) versus 43% in peer counties (2021).

Students in Person County completed **241 Career & Technical Education concentrations** in 2021. The top three CTE concentrations completed include Architecture and Construction; Human Services; and Health Science.

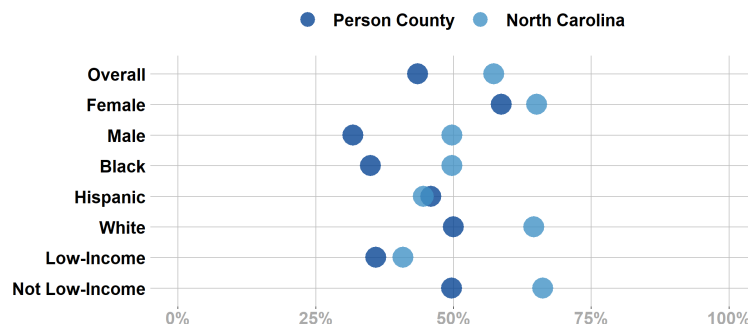
ACADEMIC READINESS

COLLEGE & CAREER ACCESS

- 54%** of seniors completed the FAFSA in **2022**. (69 more need to complete in 2022 to meet state goal of 80%).
<https://www.myfuturenc.org/ourwork/first-in-fafsa/>
- 69%** of graduates reported **intentions to enroll** in a postsecondary institution versus 69% in peer counties. 2021
- 42%** of graduates **enrolled in a postsecondary institution** within 12 months versus 49% in peer counties. 2021

54% of Person County students have **parents with no college degree** (either 2- or 4-year) versus 58% in peer counties.

Postsecondary Enrollment Rates for Select Groups in Person County, 2021



Note: Outcomes for demographic groups with fewer than 10 students are not displayed.

Success of Person County High School Graduates

Top destinations of graduates, 2016-2020

- 40% of college-goers attended a **public 4-year college**
- 9% of college-goers attended a **private 4-year college**
- 50% of college-goers attended a **public 2-year college**
- <5% of college-goers attended a **private 2-year college**
- 95% of college-goers attended an **in-state college**
- 78% of students who enroll **persist to their second year** versus 73% in peer counties. 2021
- 48% of students who enroll **earn a degree or credential** within 6 years versus 57% in peer counties. 2021

Adult Learners

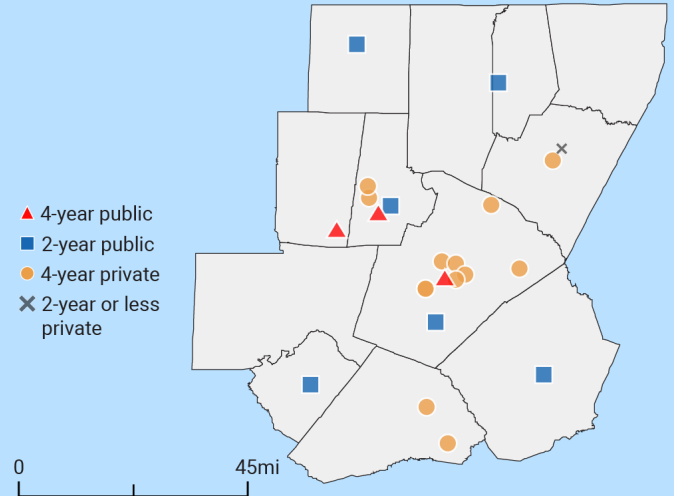
Person County resident enrollments in NC Community Colleges, 2021

100 Basic Skills
762 Continuing Education
992 Curriculum



13% of Person County residents have **student loan debt**; 9% of debt holders had **student loans in default**. 2020

Postsecondary assets in Raleigh-Durham Prosperity Zone sub-region



Degree Credentials Awarded, 2021

8,066 certificate | **5,938** associate | **16,203** bachelor's

In your Prosperity Zone Sub-Region:

78.8%

of postsecondary degrees and credentials conferred by regional institutions are **aligned with labor market needs**.

Top areas of misalignment:

Health Science (below bachelor's)
Business Management & Administration (bachelor's)
Information Technology (bachelor's)

5,347 Individuals served in an ApprenticeshipNC program in 2020

UNC and NC Community College Outcomes:

19,047 graduates in 2020
65% of 2016 graduates were employed in NC in 2021
\$50,028 annual average earnings of graduates employed in NC (includes both part-time and full-time jobs)

In 2021 your Workforce Development Board served:

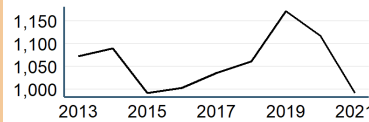
5,026 in Basic Services
2,166 in Career Services
109 in Education Services



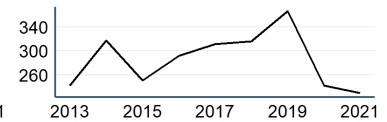
17.8% of young adults ages 16-24 in Person County were **not working and not in school** versus 15.2% in peer counties. 2019

Impact of Covid-19 on NC Community College Enrollment

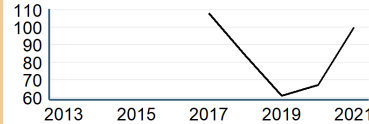
Curriculum



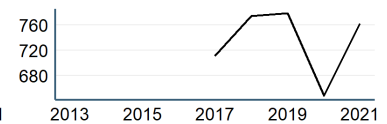
First-time Curriculum Enrollments



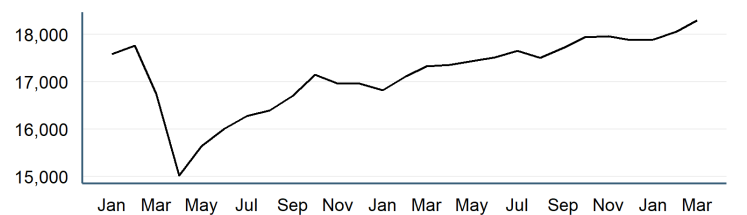
Basic Skills



Continuing Education



Number of Person County residents employed, January 2020 to March 2022



Promising Attainment Practices

The new **Promising Attainment Practices Database** is a curated, searchable, and filterable collection of about 250 county, region, and state-level initiatives and programs that directly address various components of the state's attainment challenge. The Database allows local and regional initiative leaders and other stakeholders to identify groups across the state who are developing or operating initiatives designed to boost attainment.

Follow link to discover how Person County has been meeting local needs:

https://dashboard.myfuturenc.org/promising-attainment-practices/?wdt_search=Person

For more information about each indicator, including data sources and methodology, visit:

dashboard.myfuturenc.org/county-data-and-resources/