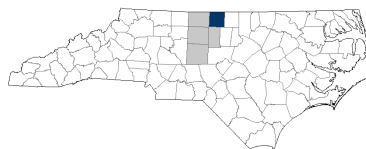


Caswell County

2030 NC Degree Attainment Goal: 2 million (67%)

2030 Proposed Caswell County Attainment Goal: 3,266 (54%)



Greensboro
Prosperity Zone Sub-Region
Peer County Type: Rural Non-Metro
Local Education Agencies: 1
Charter Schools: 0

Population Spotlight

2010 Census: 23,719
2020 Census: 22,736
Change: -983

Growth Rate

-4.1% vs. **9.5%**
County State

\$48,070
Median Household Income (2020)

25.9%
Child Poverty Rate (2020)

75%
Households with Broadband (2020)

74%
Home Owners (2020)

71%
Voter Registration Rate (2021)

5.3%
Unemployment Rate (2021)

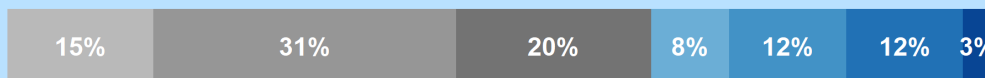
Educational Attainment

Caswell County residents ages 25-44, 2020

Less than high school High school graduate (including GED) Some college, no credential Short-term credential Associate degree Bachelor's degree Graduate or professional degree

No Degree
65.6%
3,183

Have Degree or Credential
34.4%
1,666



Note: Numbers may add to more than 100% due to rounding

Top Opportunities for Growth

These three areas represent the biggest opportunities for Caswell County to improve future attainment outcomes.



Math Performance

17% of Caswell County 3-8 graders earn college-and-career-ready scores in Math, below the rural non-metro county average of 26%.



FAFSA Completion

46% of Caswell County high school seniors complete the FAFSA, below the rural non-metro county average of 55%.



Reading Performance

17% of Caswell County 3-8 graders earn college-and-career-ready scores in Reading, below the rural non-metro county average of 24%.

Impact of Covid-19 on Education Pipeline

Covid-19 has affected critical transition points along the education continuum.

K-12 Enrollment (district schools)
-7.2% 2021-22 vs. 2019-20

Postsecondary Enrollment
-11.0% 2021 vs. 2020

FAFSA Completion
-21.9% 2021-22 vs. 2018-19

Postsecondary Intentions
-24.4% 2020-21 vs. 2018-19

Data Disruptions

- College-and-Career-Ready in Reading
- College-and-Career-Ready in Math
- Chronic Absenteeism



ncdemography.org

How students in Caswell County traditional schools are currently doing:

To meet state goals, each year Caswell County needs:

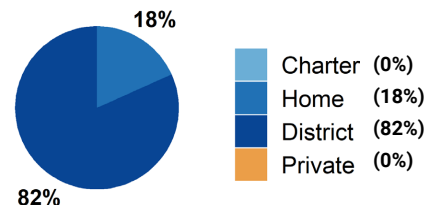
- Caswell County has met the goal for **Pre-K enrollment** (goal: 75% vs. 88%). 2022
- 548** more 3-8 graders earning college-and-career-ready scores (level 4 or 5) in **reading** (goal: 73% vs. 17%). 2022
- 672** more 3-8 graders earning college-and-career-ready scores (level 4 or 5) in **math** (goal: 87% vs. 17%). 2022
- 26** more 9th graders to **graduate within four years** (goal: 95% vs. 82%). 2021
- 440** more students to **attend school regularly** (goal: 11% chronic absenteeism vs. 31%). 2021

Caswell County has a **student-to-school counselor ratio** of 274:1 versus 318:1 in peer counties. 2021

School Choice

2,660 total students were enrolled in K-12 in Caswell County in the 2021-22 school year.

Note: This profile focuses on outcomes of students enrolled in district schools.



Career and College Preparation

33 high school students took at least one **AP course** (<5%) versus 7% in peer counties (2021).

89 graduates participated in **Career & College Promise programs** (55%) versus 49% in peer counties (2021).

Students in Caswell County completed **102 Career & Technical Education concentrations** in 2021. The top three CTE concentrations completed include Health Science; Agricultural, Food, & Natural Resources; and Human Services.

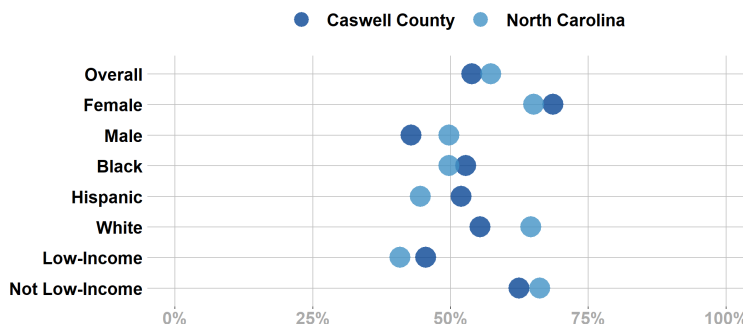
ACADEMIC READINESS

COLLEGE & CAREER ACCESS

- 46%** of seniors completed the FAFSA in **2022**. (50 more need to complete in 2022 to meet state goal of 80%).
<https://www.myfuturenc.org/ourwork/first-in-fafsa/>
- 62%** of graduates reported **intentions to enroll** in a postsecondary institution versus 69% in peer counties. 2021
- 52%** of graduates **enrolled in a postsecondary institution** within 12 months versus 50% in peer counties. 2021

55% of Caswell County students have **parents with no college degree** (either 2- or 4-year) versus 59% in peer counties.

Postsecondary Enrollment Rates for Select Groups in Caswell County, 2021



Note: Outcomes for demographic groups with fewer than 10 students are not displayed.

Success of Caswell County High School Graduates

Top destinations of graduates, 2016-2020

- 29% of college-goers attended a **public 4-year college**
- 13% of college-goers attended a **private 4-year college**
- 57% of college-goers attended a **public 2-year college**
- <5% of college-goers attended a **private 2-year college**
- 86% of college-goers attended an **in-state college**
- 68% of students who enroll **persist to their second year** versus 73% in peer counties, 2021
- 51% of students who enroll **earn a degree or credential** within 6 years versus 55% in peer counties, 2021

Adult Learners

Caswell County resident enrollments in NC Community Colleges, 2021

46 Basic Skills
360 Continuing Education
412 Curriculum



12% of Caswell County residents have **student loan debt**; 18% of debt holders had **student loans in default**, 2020

In your Prosperity Zone Sub-Region:

85.2%

of postsecondary degrees and credentials conferred by regional institutions are **aligned with labor market needs**.

Top areas of misalignment:

Transportation, Distribution & Logistics (below bachelor's)
Health Science (below bachelor's and bachelor's)
Business Management & Administration (bachelor's)

891 Individuals served in an ApprenticeshipNC program in 2020

UNC and NC Community College Outcomes:

8,468 graduates in 2020
73% of 2016 graduates were employed in NC in 2021
\$41,353 annual average earnings of graduates employed in NC (includes both part-time and full-time jobs)

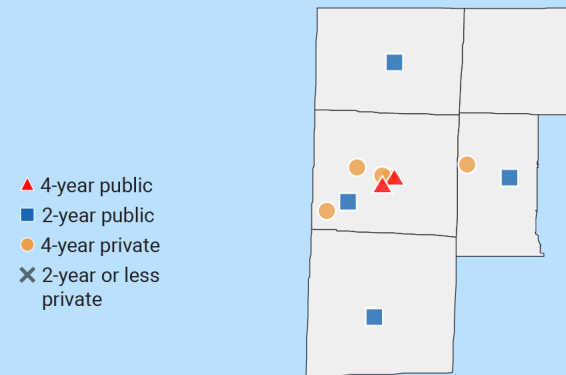
In 2021 your Workforce Development Board served:

12,639 in Basic Services
5,245 in Career Services
785 in Education Services



18.1% of young adults ages 16-24 in Caswell County were **not working and not in school** versus 15.2% in peer counties, 2019

Postsecondary assets in Greensboro Prosperity Zone sub-region



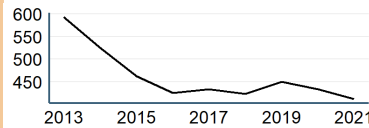
0 45mi

Degree Credentials Awarded, 2021

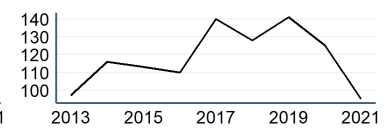
3,440 certificate | **2,827** associate | **8,443** bachelor's

Impact of Covid-19 on NC Community College Enrollment

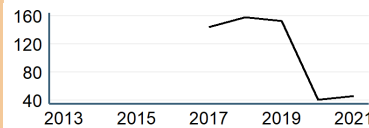
Curriculum



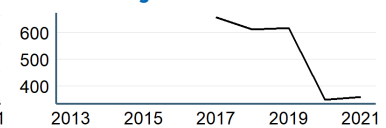
First-time Curriculum Enrollments



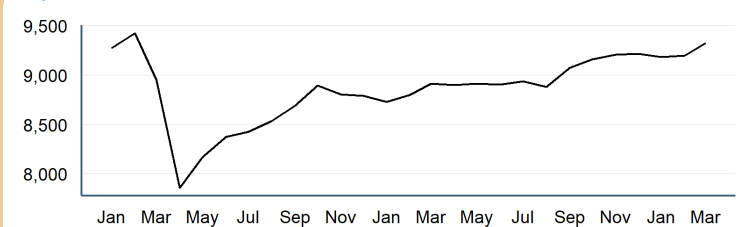
Basic Skills



Continuing Education



Number of Caswell County residents employed, January 2020 to March 2022



Promising Attainment Practices

The new **Promising Attainment Practices Database** is a curated, searchable, and filterable collection of about 250 county, region, and state-level initiatives and programs that directly address various components of the state's attainment challenge. The Database allows local and regional initiative leaders and other stakeholders to identify groups across the state who are developing or operating initiatives designed to boost attainment.

Follow link to discover how Caswell County has been meeting local needs:

https://dashboard.myfuturenc.org/promising-attainment-practices/?wdt_search=Caswell

For more information about each indicator, including data sources and methodology, visit:

dashboard.myfuturenc.org/county-data-and-resources/