












## 1. I take most of my classes:

		Response Percent	Response Count
On the Caswell County Campus		11.9%	16
<b>On the Person County Campus</b>		<b>64.2%</b>	<b>86</b>
Online		23.9%	32
		<b>answered question</b>	<b>134</b>
		<b>skipped question</b>	<b>1</b>

## 2. How did you find out about Piedmont Community College (mark all that apply)

		Response Percent	Response Count
Recruitment Activity		5.0%	6
Radio		3.4%	4
Newspaper		17.6%	21
College Brochure in the Mail		37.8%	45
College Website		29.4%	35
Facebook		4.2%	5
High School		34.5%	41
<b>Family member or friend</b>		<b>47.9%</b>	<b>57</b>
		Other (please specify)	21
		<b>answered question</b>	<b>119</b>
		<b>skipped question</b>	<b>16</b>

### 3. Admissions and Records

	Very Satisfied	Satisfied	Dissatisfied	Very Dissatisfied	Don't Know	Rating Average	Rating Count
a. The application process was easy to understand and complete.	46.7% (63)	<b>48.9%</b> <b>(66)</b>	0.7% (1)	1.5% (2)	2.2% (3)	3.44	135
b. Information about scheduling and preparing for placement testing was easy to access and understand.	38.3% (51)	<b>49.6%</b> <b>(66)</b>	3.8% (5)	3.0% (4)	5.3% (7)	3.30	133
c. Class schedules and program information is easy to access online through WebAdvisor.	35.6% (48)	<b>45.9%</b> <b>(62)</b>	7.4% (10)	5.9% (8)	5.2% (7)	3.17	135
d. Staff in Admissions is knowledgeable and helpful.	<b>47.0%</b> <b>(63)</b>	39.6% (53)	6.7% (9)	3.0% (4)	3.7% (5)	3.36	134
e. Staff in Registration and Records is knowledgeable and helpful.	<b>47.4%</b> <b>(63)</b>	40.6% (54)	3.8% (5)	4.5% (6)	3.8% (5)	3.36	133
f. I am satisfied with the services provided by the Admissions Staff.	<b>50.0%</b> <b>(67)</b>	38.1% (51)	4.5% (6)	4.5% (6)	3.0% (4)	3.38	134
g. I am satisfied with the services provided by the Registration and Records Staff.	<b>48.1%</b> <b>(64)</b>	40.6% (54)	3.0% (4)	5.3% (7)	3.0% (4)	3.36	133
					Comments:		19
					<b>answered question</b>		<b>135</b>
					<b>skipped question</b>		<b>0</b>

#### 4. Student Activities

	Very Satisfied	Satisfied	Dissatisfied	Very Dissatisfied	Don't Know	Rating Average	Rating Count
a. There is a variety of activities offered on campus.	23.3% (31)	<b>45.9%</b> <b>(61)</b>	9.0% (12)	3.0% (4)	18.8% (25)	3.10	133

Comments: 8

answered question 133

skipped question 2

#### 5. What activities would you like to see hosted on campus?

	Response Count
--	----------------

30

answered question 30

skipped question 105

## 6. Counseling Center

	Very Satisfied	Satisfied	Dissatisfied	Very Dissatisfied	Don't Know	Rating Average	Rating Count
a. Academic counselors are knowledgeable about programs and see students in a timely manner.	30.1% (40)	<b>48.1%</b> <b>(64)</b>	2.3% (3)	3.8% (5)	15.8% (21)	3.24	133
b. The Counseling Center provides adequate services to students dealing with academic & personal concerns.	28.2% (37)	<b>42.0%</b> <b>(55)</b>	3.8% (5)	3.8% (5)	22.1% (29)	3.22	131
c. The Career Counseling Center has adequate services available to help me decide on a career.	24.2% (32)	<b>36.4%</b> <b>(48)</b>	6.1% (8)	3.0% (4)	30.3% (40)	3.17	132
d. The Career Counseling Center provides students with the tools needed to gain employment.	21.4% (28)	32.8% (43)	4.6% (6)	3.1% (4)	<b>38.2%</b> <b>(50)</b>	3.17	131
e. Transfer counselors are knowledgeable about the transition to four year universities.	20.8% (27)	31.5% (41)	1.5% (2)	2.3% (3)	<b>43.8%</b> <b>(57)</b>	3.26	130
f. Disabilities Services provide adequate services.	20.2% (26)	27.1% (35)	0.8% (1)	1.6% (2)	<b>50.4%</b> <b>(65)</b>	3.33	129
g. I am satisfied with the services provided by Disabilities Services staff.	20.0% (26)	28.5% (37)	0.0% (0)	1.5% (2)	<b>50.0%</b> <b>(65)</b>	3.34	130

Comments: 14

**answered question 133**

**skipped question 2**

## 7. Financial Aid Office

	Very Satisfied	Satisfied	Dissatisfied	Very Dissatisfied	Don't Know	Rating Average	Rating Count
a. Financial Aid counselors are helpful.	<b>38.9%</b> <b>(51)</b>	36.6% (48)	5.3% (7)	5.3% (7)	13.7% (18)	3.27	131
b. There is an adequate number of Financial Aid workshops offered for students to learn about the financial aid process.	28.5% (37)	<b>40.0%</b> <b>(52)</b>	6.2% (8)	3.8% (5)	21.5% (28)	3.19	130
c. Adequate financial aid was available to me for this academic year.	35.9% (47)	<b>38.2%</b> <b>(50)</b>	5.3% (7)	7.6% (10)	13.0% (17)	3.18	131
d. Financial Aid awards are announced to students in time to be helpful in college planning.	30.8% (40)	<b>43.1%</b> <b>(56)</b>	5.4% (7)	6.2% (8)	14.6% (19)	3.15	130
e. I am satisfied with services provided by Financial Aid.	34.1% (44)	<b>38.0%</b> <b>(49)</b>	7.8% (10)	6.2% (8)	14.0% (18)	3.16	129
f. I am satisfied with services provided by Veteran's Affairs.	18.8% (24)	18.0% (23)	0.8% (1)	3.1% (4)	<b>59.4%</b> <b>(76)</b>	3.29	128
					Comments:		18
					<b>answered question</b>		<b>131</b>
					<b>skipped question</b>		<b>4</b>

## 8. TRiO Programs

	Very Satisfied	Satisfied	Dissatisfied	Very Dissatisfied	Don't Know	Rating Average	Rating Count
a. I am satisfied with the services provided by Student Support Services (SSS) staff.	31.1% (41)	30.3% (40)	2.3% (3)	3.8% (5)	<b>32.6%</b> <b>(43)</b>	3.31	132
b. I am aware of the services provided by the Educational Opportunity Center (EOC).	<b>32.8%</b> <b>(43)</b>	29.8% (39)	3.1% (4)	3.1% (4)	31.3% (41)	3.34	131

Comments: 9

answered question 132

skipped question 3

## 9. Academic Success Center

	Very Satisfied	Satisfied	Dissatisfied	Very Dissatisfied	Don't Know	Rating Average	Rating Count
a. The Academic Success Center adequately meets the needs of students.	<b>45.5%</b> <b>(60)</b>	34.1% (45)	1.5% (2)	2.3% (3)	16.7% (22)	3.47	132
b. Tutoring services are readily available and offered at times that fit my schedule.	<b>39.1%</b> <b>(52)</b>	30.1% (40)	2.3% (3)	3.0% (4)	25.6% (34)	3.41	133

Comments: 15

answered question 133

skipped question 2

## 10. Learning Resources Center

	Very Satisfied	Satisfied	Dissatisfied	Very Dissatisfied	Don't Know	Rating Average	Rating Count
a. Library resources and services are adequate.	<b>46.2%</b> (61)	40.9% (54)	1.5% (2)	1.5% (2)	9.8% (13)	3.46	132
b. There are a sufficient number of study areas on campus.	40.2% (53)	<b>41.7%</b> (55)	6.8% (9)	3.0% (4)	8.3% (11)	3.30	132
c. There are sufficient distance education support services.	35.6% (47)	<b>40.9%</b> (54)	3.0% (4)	1.5% (2)	18.9% (25)	3.36	132

Comments: 8

answered question 132

skipped question 3

## 11. Foundation Office

	Very Satisfied	Satisfied	Dissatisfied	Very Dissatisfied	Don't Know	Rating Average	Rating Count
a. The Foundation Office communicates to students what scholarships are available through their office and how to apply for them.	31.1% (41)	<b>37.9%</b> (50)	2.3% (3)	1.5% (2)	27.3% (36)	3.35	132
b. The Alumni Partnership reaches out to students with information about FREE membership.	25.0% (33)	<b>37.1%</b> (49)	2.3% (3)	1.5% (2)	34.1% (45)	3.30	132
c. Alumni Partnership activities, such as Exam Break, have been beneficial to students.	23.1% (30)	32.3% (42)	0.8% (1)	2.3% (3)	<b>41.5%</b> (54)	3.30	130

Additional Comments: (If you are not familiar with the Alumni Partnership and would like to learn more, please enter your name and email below). 10

answered question 132

skipped question 3

## 12. Public Information Office

	Very Satisfied	Satisfied	Dissatisfied	Very Dissatisfied	Don't Know	Rating Average	Rating Count
a. PCC's printed schedule booklet is a helpful tool for registering for classes.	39.6% (53)	<b>41.8%</b> <b>(56)</b>	3.7% (5)	1.5% (2)	13.4% (18)	3.38	134
b. PCC's website makes it convenient to view the online class schedule.	39.6% (53)	<b>47.8%</b> <b>(64)</b>	4.5% (6)	3.0% (4)	5.2% (7)	3.31	134
c. PCC's Facebook page is a good way to find out about College activities and news.	29.5% (39)	31.1% (41)	3.0% (4)	1.5% (2)	<b>34.8%</b> <b>(46)</b>	3.36	132

Comments: 7

answered question 134

skipped question 1

## 13. Institutional Effectiveness

	Very Satisfied	Satisfied	Dissatisfied	Very Dissatisfied	Don't Know	Rating Average	Rating Count
a. I am given the opportunity to provide adequate input about the College.	27.1% (36)	<b>41.4%</b> <b>(55)</b>	9.8% (13)	3.8% (5)	18.0% (24)	3.12	133
b. I am given the opportunity to provide adequate input about the services offered at the College.	27.1% (36)	<b>42.1%</b> <b>(56)</b>	9.0% (12)	3.0% (4)	18.8% (25)	3.15	133
c. I am given the opportunity to provide adequate input about the programs offered at the College.	26.3% (35)	<b>41.4%</b> <b>(55)</b>	9.0% (12)	6.0% (8)	17.3% (23)	3.06	133

Comments: 7

answered question 133

skipped question 2



## 14. Business Office

	Very Satisfied	Satisfied	Dissatisfied	Very Dissatisfied	Don't Know	Rating Average	Rating Count
a. Tuition and fees billing practices are reasonable.	30.8% (40)	<b>51.5%</b> <b>(67)</b>	7.7% (10)	2.3% (3)	7.7% (10)	3.20	130
b. There are convenient ways of paying my school tuition and fees billing.	32.1% (42)	<b>51.1%</b> <b>(67)</b>	2.3% (3)	3.1% (4)	11.5% (15)	3.27	131
c. The Business Office is open during hours which are convenient for most students.	31.3% (41)	<b>51.9%</b> <b>(68)</b>	2.3% (3)	1.5% (2)	13.0% (17)	3.30	131

Comments: 6

answered question 131

skipped question 4

## 15. College Safety

	Very Satisfied	Satisfied	Dissatisfied	Very Dissatisfied	Don't Know	Rating Average	Rating Count
a. Safety Officials are helpful.	<b>33.6%</b> <b>(43)</b>	32.8% (42)	1.6% (2)	2.3% (3)	29.7% (38)	3.39	128
b. Safety Officials respond quickly to emergencies.	29.9% (38)	29.9% (38)	2.4% (3)	1.6% (2)	<b>36.2%</b> <b>(46)</b>	3.38	127
c. The campus is safe and secure for all students.	<b>39.1%</b> <b>(50)</b>	35.9% (46)	6.3% (8)	3.9% (5)	14.8% (19)	3.29	128

Comments: 7

answered question 129

skipped question 6

## 16. Buildings & Grounds

	Very Satisfied	Satisfied	Dissatisfied	Very Dissatisfied	Don't Know	Rating Average	Rating Count
a. The parking lots are well lit and secure.	34.8% (46)	<b>47.0%</b> <b>(62)</b>	11.4% (15)	2.3% (3)	4.5% (6)	3.20	132
b. The amount of student parking space on campus is adequate.	33.3% (44)	<b>41.7%</b> <b>(55)</b>	14.4% (19)	6.1% (8)	4.5% (6)	3.07	132
c. The classrooms and eating facilities are clean and free of trash.	42.3% (55)	<b>48.5%</b> <b>(63)</b>	2.3% (3)	3.1% (4)	3.8% (5)	3.35	130
d. The bathrooms are kept clean and stocked with needed supplies.	42.1% (56)	<b>45.9%</b> <b>(61)</b>	2.3% (3)	4.5% (6)	5.3% (7)	3.33	133
e. The campus grounds are kept clean and neat.	<b>48.5%</b> <b>(64)</b>	46.2% (61)	0.8% (1)	1.5% (2)	3.0% (4)	3.46	132
f. The maintenance staff are friendly and helpful.	<b>51.1%</b> <b>(68)</b>	36.1% (48)	0.8% (1)	3.0% (4)	9.0% (12)	3.49	133

Comments:

9

**answered question**

**133**

**skipped question**

**2**






## 17. Information Technology

	Very Satisfied	Satisfied	Dissatisfied	Very Dissatisfied	Don't Know	Rating Average	Rating Count
a. Classroom and lab technology is fast, reliable, and up to date.	32.6% (43)	<b>46.2%</b> <b>(61)</b>	10.6% (14)	3.8% (5)	6.8% (9)	3.15	132
b. The helpdesk staff are responsive and helpful as well as polite and courteous.	38.2% (50)	<b>45.0%</b> <b>(59)</b>	3.1% (4)	2.3% (3)	11.5% (15)	3.34	131
c. Wireless access speed and coverage are adequate.	34.1% (45)	<b>44.7%</b> <b>(59)</b>	8.3% (11)	4.5% (6)	8.3% (11)	3.18	132
d. Webadvisor provides a secure and convenient way for me to pay my tuition online.	28.8% (38)	<b>39.4%</b> <b>(52)</b>	0.8% (1)	3.0% (4)	28.0% (37)	3.31	132
e. Web-based services are available when needed for registration, communication, and distance learning classes.	36.4% (48)	<b>50.8%</b> <b>(67)</b>	3.0% (4)	4.5% (6)	5.3% (7)	3.26	132
f. The technology services provided are sufficient to meet my educational needs.	38.9% (51)	<b>50.4%</b> <b>(66)</b>	2.3% (3)	3.8% (5)	4.6% (6)	3.30	131
					Comments:		10
					<b>answered question</b>		<b>132</b>
					<b>skipped question</b>		<b>3</b>

## 18. Bookstore

	Very Satisfied	Satisfied	Dissatisfied	Very Dissatisfied	Don't Know	Rating Average	Rating Count
a. Bookstore staff is helpful.	<b>46.3%</b> (62)	43.3% (58)	3.0% (4)	4.5% (6)	3.0% (4)	3.35	134
b. Textbooks required for courses are usually available in the bookstore.	40.3% (54)	<b>47.8%</b> (64)	3.7% (5)	5.2% (7)	3.0% (4)	3.27	134
c. The Bookstore carries a variety of merchandise.	40.3% (54)	<b>47.8%</b> (64)	3.7% (5)	4.5% (6)	3.7% (5)	3.29	134
d. The Bookstore staffing level is adequate.	42.5% (57)	<b>47.0%</b> (63)	2.2% (3)	3.0% (4)	5.2% (7)	3.36	134
					Comments:		11
					<b>answered question</b>		<b>134</b>
					<b>skipped question</b>		<b>1</b>

## 19. On a whole, the campus is well-maintained.

		Response Percent	Response Count
Very Satisfied		<b>49.3%</b>	<b>66</b>
Satisfied		43.3%	58
Dissatisfied		2.2%	3
Very Dissatisfied		2.2%	3
Don't Know		3.0%	4
		<b>answered question</b>	<b>134</b>
		<b>skipped question</b>	<b>1</b>

## 20. Additional comments or suggestions:

	Response Count
	26
answered question	26
skipped question	109